

IN BLOOM

for mixed choir and piano (or guitar)

NIRVANA

Arrangement: HENRIK DAHLGREN
(2021)

PERUSAL SCORE

PROGRAMME NOTES

This arrangement was a collaboration between me, Bel Canto Choir Vilnius, and the Norwegian singer-songwriter Marius Beck, known from Norwegian "The Voice", as well as his previous collaborations with the American composer Eric Whitacre. The arrangement premiered 21 May 2022 as a video by Bel Canto Choir Vilnius and was later released on the album *Open to the World*, both digitally and on vinyl. The arrangement was first done in concert 10 December 2023, at the Vilnius Philharmonics. The original version featured an acoustic guitar instead of the piano, and it could be done either way.

Henrik Dahlgren

TEXT

*Sell the kids for food
Weather changes moods
Spring is here again
Reproductive glands*

*He's the one
Who likes all our pretty songs
And he likes to sing along
And he likes to shoot his gun
But he knows not what it means
Knows not what it means
And I say*

*We can have some more
Nature is a whore
Bruises on the fruit
Tender age in bloom*





*And he's the one
Who likes all our pretty songs
And he likes to sing along
And he likes to shoot his gun
But he knows not what it means
Knows not what it means*

*And I say he's the one
Who likes all our pretty songs
And he likes to sing along
And he likes to shoot his gun
But he knows not what it means
Knows not what it means
And I say*

Kurt Cobain (1967 - 1994)

PERFORMANCE NOTES

- The whistling should be done individually by each singer. Start from a low register and glissando upwards. It should be done soft and delicate, with no extreme registers being used. Start over after each breath to create an ongoing soundscape. Continue for the duration of the arrows.
- The ‘aa’ should generally be bright and open, as in “ice”.
- The ‘oo’ should generally be closed, as in “too”.
- In m.32, the singers are asked to open their mouths gradually towards an ‘a’. This should be done very slowly, and the open ‘aa’-vowel shouldn’t be used until m. 36.
- The chord analysis could be used if the arrangement is done with a guitar instead of the piano part.

	= Glissando (for the duration of the note value)
	= No breath (or gap between the notes).
	= Fast fall off (the duration of the note) to an undefined pitch.
	= As low as possible (without being extreme).

Arranged by Henrik Dahlgren 2021

Duration c. 3-4 minutes

First performance Bel Canto Choir Vilnius | conducted by Milda Švelnienė
10 December 2023 | Lithuanian National Philharmonic Society, Vilnius,
Lithuania

More information www.henrikdahlgren.com

Commissioned by Bel Canto Choir Vilnius
IN BLOOM
for mixed choir & piano (or guitar)

NIRVANA (written by Cobain)
Arrangement: HELENIK DAHLGREN (2021)

Dark & mysterious (♩ = c. 60)

SOLO

SOPRANO

ALTO

TENOR

BASS

Piano*

pp

niente

Whistle

p

B(no3) G# F# A B(no3) G# E# A B(no3) Gmaj7

Detailed description: This system contains the first five staves of the score. The SOLO part is a single rest. The SOPRANO and ALTO parts begin with a 'Whistle' effect, indicated by a box and a line with 'x' marks, and then transition to a melodic line starting with a 'niente' dynamic and ending with a 'p' dynamic. The TENOR and BASS parts are rests. The Piano part features a series of chords: B(no3), G#, F#, A, B(no3), G#, E#, A, B(no3), and Gmaj7, with a 'pp' dynamic marking.

*Use pedal generously throughout

6

Solo

S

A

T

B

(add9) Cmaj7(#11) /A# B(no3) Gmaj7 E(add9) Cmaj7(#11) /A#

Detailed description: This system contains the next five staves. The Solo part is a single rest. The Soprano and Alto parts continue with a melodic line, with the Soprano part ending with a 'niente' dynamic. The Tenor and Bass parts are rests. The Piano part continues with the same chord sequence as the first system: (add9), Cmaj7(#11), /A#, B(no3), Gmaj7, E(add9), Cmaj7(#11), and /A#.

9 *p sotto voce*

Solo *Sell the kids for food_* *Wea - ther chan - ge moods*

S *niente*

A *niente*

T

B

B(no3) Gmaj7 E(add9) Cm7(#11) /A# B(no3) Gmaj7

12

Solo *Spring is here a - gain_*

S *niente* *pp*

A *niente* *pp*

T

B

(add9) Cmaj7(#11) /A# B(omit3) Gmaj7 E(add9) Cmaj7(#11) /A#

poco meno mosso ♩ = c. 50)

15

Solo

Re - pro - duc - tive glands

S

Oo

A

gliss.

pp

T

niente

Mm

Oo

He's the one who likes

B

Oo

B(no3) Gmaj7 E(add9) Cmaj7(#11) B(no3)

mp

18

Solo

S

Oo

A

all our peo - ple's songs and he likes to sing a - long and he likes to shoot his gun but he

T

Oo

B

Oo

21

Solo

S

A

T

B

knows not what it means, knows not what it means and I say.

tempo primo (♩ = c. 60)

23

Solo

S

A

T

B

niente

niente

niente

niente

pp *p* *gliss.* *gliss.*

pp *p* *gliss.* *gliss.*

pp *p* *gliss.* *gliss.*

pp *p* *gliss.* *gliss.*

p

B(n03) Gmaj7 E(add9) Cmaj7(#11) /A# B(n03) Gmaj7

27 *p sotto voce*
 Solo We can have some more—
 S *pp staggered breathing and glissando between all notes*
 Mouth slightly opened
 A *pp staggered breathing and glissando between all notes*
 Mouth slightly opened
 T *pp staggered breathing and glissando between all notes*
 Mouth slightly opened
 B *pp staggered breathing and glissando between all notes*
 Mouth slightly opened

E(add9) Cmaj7(#11) /A# B(no3) E(add9) Cmaj7(#11) /A#

30 *mp cresc. poco a poco*
 Solo Na - ture is a whore. Brui - ses on the fruit
 S Open mouth gradually towards an "aa" (in m. 36)
 A Open mouth gradually towards an "aa" (in m. 36)
 T Open mouth gradually towards an "aa" (in m. 36)
 B Open mouth gradually towards an "aa" (in m. 36)

G(no3) Gmaj7 E(add9) Cmaj7(#11) /A# B(no3) Gmaj7

cresc. poco a poco

33

Solo

Ten - der age_ in bloom_ And

rit.
mf

S

A

T

B

E(add9) Cmaj7(#11) /A# B(no3) Gmaj7 E(add9) Cmaj7(#11) /A#

a tempo (not too slow)

36

Solo

he's the one_ who_ sings all our pret-ty songs and he likes to sing a - long and he

mf no gliss.

S

Aa

A

mf no gliss.

Aa

T

mf no gliss.

Aa

B

mf no gliss.

Aa

G#m6 B G#m6 B G#m6/C#

39

Solo

like to shoot his gun but he knows not what it means, _____ knows not what it means _____ say.

S

Aa _____ not what it means _____ say

A

Aa _____ Oo _____ open gradually to "aa"

T

Aa _____ Oo _____ open gradually to "aa" *gliss.*

B

Aa _____ Oo _____ open gradually to "aa" *gliss.*

B/D# E9 C#7/E# 7 C#7/B E7/B

42

Solo

He's the one who likes all our pret-ty songs and he likes to sing a-long and he

S

f *gliss.* He _____ the one who likes all _____ our songs and

A

f He's the one who likes all our pret-ty songs, who likes all _____ our songs and

T

f Aa He's the one who likes all _____ our songs and

B

f Aa He's the one who likes all _____ our songs and

G#m6 B G#m6 B G#m6

45

Solo

S likesto shoot his gun but he knows not what it means, — knows not what it means and I say.

A likesto shoot his gun but he knows not what it means — and I say.

T likesto shoot his gun but he knows not knows not what it means and I say.

B likesto shoot his gun but he knows not what it means, — knows not what it means and I say.

B G#m6 C#7/F E7 F E7

48

Solo

mp

S *mp* Oo

A *mp* Oo

T niente *p*

B niente

Whistle

Whistle

(no3) G# F# A B(no3) G#

p subito

51 poco meno mosso (♩ = c. 50)

Solo

S *niente*

A *niente*

T

B *p*

F# A B(no3) Gmaj7 (add9) Cmaj7(#11) /A#

pp

54 rit.

Solo

S

A

T *niente*

B *niente*

B(no3) Gmaj7 E(add9) Cmaj7(#11) /A#